



# **INTERNATIONAL FEDERATION OF SOCIETIES FOR HISTOCHEMISTRY AND CYTOCHEMISTRY**

**NEWSLETTER**  
*January 2017*



## INTERNATIONAL FEDERATION OF SOCIETIES FOR HISTOCHEMISTRY AND CYTOCHEMISTRY

[www.ifshc.com](http://www.ifshc.com)

### IFSHC EXECUTIVE COMMITTEE

#### President

Prof. Dr. Serap Arbak, Ph.D.  
Department of Histology and Embryology  
Acibadem University School of Medicine  
Icerenkoy Istanbul Turkey  
[arbaks@yahoo.com](mailto:arbaks@yahoo.com)

#### Secretary-General

Prof. Dr. Zbigniew Kmiec, M.D.  
Department of Histology  
Medical University of Gdansk  
ul. Debinki 1, 80-210 Gdansk, Poland  
[zkmiec@amg.gda.pl](mailto:zkmiec@amg.gda.pl)

#### Treasurer

Assoc. Prof. Dr. Hinke Multhaupt, Ph.D.  
Copenhagen Biocenter - BRIC  
The University of Copenhagen  
Ole Maaløes Vej 5  
DK-2200 Copenhagen Denmark  
[hinke.multhaupt@bric.ku.dk](mailto:hinke.multhaupt@bric.ku.dk)

#### Councilors

Assoc. Prof. Dr. Raymond Coleman, Ph.D.  
Department of Anatomy & Cell Biology  
Rappaport Faculty of Medicine  
Technion-Israel Institute of Technology  
P.O.Box 9649, Haifa 31096, Israel  
[coleman@tx.technion.ac.il](mailto:coleman@tx.technion.ac.il)

Prof. Dr. Tetsuro Takamatsu, M.D.  
Department of Pathology and Cell Regulation  
Kyoto Prefectural University of Medicine  
Kyoto Japan  
[ttakam@koto.kpu-m.ac.jp](mailto:ttakam@koto.kpu-m.ac.jp)

#### Archivist

Prof. Dr. Dariush Fahimi  
Dept. Anatomy and Cell Biology  
University of Heidelberg  
Heidelberg, Germany  
[H.Dariush.Fahimi@urz.uni-heidelberg.de](mailto:H.Dariush.Fahimi@urz.uni-heidelberg.de)

### IFSHC BANK ACCOUNT

Nordea Bank  
1023 Helsinki-Meilähti  
Tukholmankatu 2  
00250 HELSINKI  
FINLAND

Account number 102335-111070  
IBAN FI 6510233500111070  
BIC NDEAFIHH

## IFSHC Newsletter January 2017



### MESSAGE FROM THE IFSHC PRESIDENT Serap Arbak, Ph.D.

Dear Colleagues,

I would like to extend my sincere wishes to all of our members for a very happy and healthy 2017 and a peaceful world.

I would like to inform you about the preparations for '15<sup>th</sup> International Congress of Histochemistry and Cytochemistry- ICHC 2017' to be held in Antalya, Turkey, in May, 18-21, 2017.

The Congress program has been finalised with a considerable number of plenary and invited speakers in the field of Histochemistry and Cytochemistry. This includes one 1 keynote, 9 plenary and 36 invited lectures, 21 scientific sessions - including society-sponsored and journal-sponsored sessions-, David Glick Lecture, Paul Nakane Prize and 2 poster sessions. Special sessions: "Let seniors share their expertise with juniors" and "Young Histochemists Awardees" will be held. Young Histochemist Award (IFSHC); Best Poster Awards and Best Micrograph Award will be presented to the applicants. Workshops and Social mixing environment - just before the start of the Congress - for young congress participants will be organized during lunch time on May 18, 2017. A sponsored company-based exhibition will be held during the congress. Welcome Reception & Gala Dinner, Pre- and post- congress tours are among the highlights of the social programme. We would like to wish you an interesting and successful ICHC 2017 with lively discussions in a stimulating scientific atmosphere.

## NEWSLETTER JANUARY 2017

As always, in order to establish a strong communication network among our members, as IFSHC Executive Board, we are looking forward to hear about recent activities of your societies including information regarding your future scientific meetings. We always appreciate your strong support for IFSHC.

Please do not hesitate to contact me if you will have further questions for IFSHC or ICHC 2017.

I am looking forward to meet you in ICHC 2017.

Best wishes,

**Serap ARBAK**

### **MESSAGE FROM THE IFSHC SECRETARY-GENERAL, Zbigniew Kmiec, M.D.**

I would like to start this first Newsletter of 2017 by wishing all the IFSHC members a happy, healthy and successful New Year.



The by-gone year, 2016, was a difficult one for citizens of many countries, and the IFSHC has not been also exempted from the effects of turbulent political events. For these reasons the ICHC 2016, originally planned for June, has been postponed and moved to a much quieter location in Antalya on the Aegaen sea coast to be held on May 18-21, 2017. I hope to meet many of you at the International Congress of Histochemistry and Cytochemistry 2017. I am sure that the coming ICHC 2017 will prove to be a successful

scientific conference enriched by many surprising cultural discoveries.

As you will see from the reports of the Member Societies, many of them are highly active. I shall be pleased to receive reports about your recent news including upcoming scientific meetings, courses etc. from your societies. All this information will provide an efficient network supporting an increasingly interconnected community. In this Newsletter you can read about the activities of the international and national societies, members of our Federation which were sent by their Officers. For your convenience, the conferences of the member societies planned for the year 2017 have been additionally listed at the end of this newsletter.

Furthermore, I would like to encourage your society to use the IFSHC website at [www.ifshc.com](http://www.ifshc.com). Here we can announce information about your upcoming scientific activities for the years 2017 and 2018. Your constructive suggestions will stimulate exchange of ideas in order to optimize the use of our web site.

I wish you all the best in 2017 and hope to see you soon at ICHC 2017 in Antalya.

**Zbigniew KMIEC**

**MESSAGE FROM THE IFSHC TREASURER,  
Hinke Mulhaupt, Ph. D.**



Thanks to all the societies who have so promptly paid their dues. I can report that the finances of the International Federation are sound. For those of you who have not yet paid the dues, please send your subscriptions to the Nordea Bank using the following information:

Nordea Bank  
1023 Helsinki-Meilahti  
Tukholmankatu 2

00250 HELSINKI  
FINLAND

**Account number** 102335-111070

**IBAN** FI 6510233500111070

**BIC** NDEAFIHH

Account holder: IFSHC

I hope that all member societies who have paid their dues will send a voting delegate and a Young Histochemist to ICHC2017 in Antalya, Turkey.

If there are any questions regarding the finances of the IFSHC, please contact me by e-mail, or perhaps in Antalya.

I look forward to meeting everyone in Antalya for our meeting.

I wish you all a healthy and successful 2017.

Best regards,

**Hinke MULTHAUPT**

## SCIENTIFIC ACTIVITIES OF IFSHC MEMBERS SOCIETIES



### The HISTOCHEMICAL SOCIETY

9650 Rockville Pike • Bethesda, MD 20814-3998

Phone: (301) 634-7814 • Fax: (301) 634-7455

Email: [mail@histochemicalsociety.org](mailto:mail@histochemicalsociety.org)

[www.histochemicalsociety.org](http://www.histochemicalsociety.org)

online ISSN: 1551-5044 FEIN: 13-6170705

### 2016 Society Activities:

- 2016 Program at Experimental Biology hosted by ASIP, April 2016. *The 3D Brain: From diffusion MRI to Ultrasounds* with featured speakers Van J. Wedeen and Kwanghun Chung along with a JHC Lecture *Multiscale Optical Imaging of the Living Brain* featuring Elizabeth Hillman. HCS hosted a society business meeting and award reception as well as an exhibit booth and council and JHC editorial board meetings. HCS presented Vector and Lillie Awards along with several Travel Awards. A slide show of the 2016 events is available HERE.
- HCS Capstone Grants is a new program led by the Education Committee and provides grants to undergraduate students. The inaugural year provided awards to 3 students. Read here for more details.
- Providing several awards to attendees of the HCS Sponsored MBL course on Immunohistochemistry and Microscopy Short Course.
- Launched a newly designed website with enhanced visibility and features for members.
- Transitioned administrative services to FASEB and actively participated in several FASEB Member Society activities including the Science Policy Committee and general FASEB Board activities.
- Transitioned to Stephen Hewitt as new journal Editor-in-Chief replacing John Couchman and initiated several new ideas for the publication.

### 2017 Plans:

- An expanded representation at the Experimental Biology Conference with an ASIP hosted session titled *Imaging signaling in vivo -- from cell biology to animal models* featuring Kurt Anderson, Roberto Weigert, and Irina Larina. JHC Lecturer Jin Zhang will be speaking on *Illuminating Biochemical Activity Architecture of the Cell* and a new workshop hosted by the American Association of Anatomists (AAA) on *Reproducibility in Experimental and Preclinical Research* with featured speakers Charles Frevort, Denis Baskin, Yvonne Reid, and Stephen Hewitt. HCS will also hold their annual award reception and business meeting and provide several merit based awards for travel and presentation recognitions. See the full program HERE.

- Pursue several Strategic Plan initiatives to enhance membership representation and communications.
- Continue to explore educational outreach opportunities in the community
- Support the growth and quality of the society's journal, *JHC*.

### ***IFSHC Board Representation:***

HCS wishes to request representation of the society formally on the IFSHC board in the interest of building stronger communications and future joint programs and initiatives. HCS is currently identifying a member to act as the HCS representative in 2017 and will inform IFSHC leadership once an individual is named.

### ***2020/2024 Proposal:***

HCS supports the planned proposal to hold the 2020 meeting in Prague and also would be pleased to offer their support in any way needed for the 2020 conference. Pending the appointment of an HCS representative on the IFSHC board, HCS would like to submit a proposal to host the 2024 conference

Jennifer S. Holland

HCS Executive Director

[jholland@histochemicalsociety.org](mailto:jholland@histochemicalsociety.org)



ROYAL MICROSCOPICAL SOCIETY [www.rms.org.uk](http://www.rms.org.uk)

2016 has been a year of celebration for the Royal Microscopical Society. Our Journal of Microscopy reached a milestone of 175 years of publishing and we welcomed the brand new network for electron microscopists, EM-UK.

To mark the 175<sup>th</sup> anniversary of the Journal of Microscopy, we hosted celebratory receptions and workshops at some of the year's largest microscopy events including M&M and emc2016. Together with Wiley, our Scientific Editors selected and compiled some of the most influential papers from some of the great microscopists over the last 175 years to create a special anniversary issue. More information and the free virtual issue can be found at [www.rms.org.uk/journal-of-microscopy-is-175](http://www.rms.org.uk/journal-of-microscopy-is-175) EM-UK launched with an inaugural meeting in Rothamsted. This first EM-UK meeting was organised to gauge interest from the community, and to assess where the hot topics for future discussions lie. It became apparent that there is a great amount of enthusiasm for this network, and a number of topics relevant to all disciplines attracted discussion, including practicalities of facility management (in particular charging for instrument time), career progression and training opportunities.

Future EM-UK meetings will present an opportunity for members to get together and talk about issues that influence their working lives.

## NEWSLETTER JANUARY 2017

In August we welcomed the International Light Sheet Microscopy Conference to the UK for the first time at the University of Sheffield. This was an incredibly busy event with the conference and exhibition enhanced by hands-on workshops and round table discussions enabling a huge number of topics and developments to be discussed across the 4 days. The main focus of this year's conference was applications. This proved to be very interesting for some seasoned light-sheet exponents, who discovered how this powerful technique has been put to scientific use in models ranging from *Arabidopsis* to zebra finch (not –fish, although there was plenty of that too), answering dynamic biological questions that could not be answered with any other live imaging technique.

2017 for the RMS is set to get off to a great start with the second EM-UK Meeting on 13 January. This will be a meeting for EM Facility Managers, bringing together those from both academia and industry, allowing for discussion, networking and future planning for EM facility managers

Looking further ahead, our mind immediately focuses on mmc2017, our flagship event which will return to Manchester, UK from 3 – 6 July. This will bring together a number of popular meetings including Frontiers in Bioimaging which will be hosting sessions entitled:


- Bespoke light microscopy for molecular level imaging
- Advances in labelling for super-resolution microscopy
- Advanced light imaging for addressing longer length scale biological questions
- Developing super-resolution methods for functional insight

Following this, the popular super-resolution workshop will be taking place in Leeds on 7 July which will discuss current challenges in developing and using super-resolution microscopy.

In September, the Abercrombie meeting will return after its 5 year break and for 2017 will address the key, exciting new findings and emerging approaches in the study of cell migration across a range of biological contexts, both *in vitro* and *in vivo*.

You can find out more about the RMS and our events at [www.rms.org.uk](http://www.rms.org.uk)

Further information on the RMS and an up-to-date events calendar can be found at [www.rms.org.uk](http://www.rms.org.uk)



## CZECH SOCIETY FOR HISTO- AND CYTOCHEMISTRY

[www.cshc.cz/eng](http://www.cshc.cz/eng)


### Activities of the Czech Society for Histo- and Cytochemistry in 2016:

**12th Symposium and Workshop of Molecular Pathology and Histo(cyto)chemistry** was organized in June 2-3, 2016 in Olomouc, Czech Republic.

**The workshop „Immunohistochemistry – Theory and Practice“** was held in November 2, 2016 in Hradec Králové. Workshop included basic principles in immunohistochemistry including direct and indirect methods at light, fluorescent and electron microscopic levels, antigen retrieval, and system of controls, which were followed by practical demonstration of critical steps in laboratory. The afternoon section was devoted to advanced applications in immunohistochemistry and covered simultaneous detection of several antigens, signal conversion and signal amplification.

### Plans for 2017

**Morphology 2017** that includes **54th Lojda Symposium in Histochemistry** will be held from 10 to 12 September 2017 in Pilsen, Czech Republic. Detailed information is available on website <http://www.morphology2017.cz/>.



## DANISH SOCIETY FOR CYTOCHEMISTRY AND HISTOCHEMISTRY

[www.dschr.dk](http://www.dschr.dk)

### DSCH - 40 years Jubilee 2016

Celebration of DSCH's 40 years jubilee in connection with scientific meeting covering "HPV disease prevention: Screening & vaccine". The jubilee was celebrated with a large reception (100 participants) and

- Presentation of the book **"The History of Histochemistry in Denmark"**. The book is available as a pdf-version for all IFSHC members at [http://dschr.dk/wordpress/wp-content/uploads/Immunhistokemi\\_historie\\_DEC21\\_GB-Version\\_opslag.pdf](http://dschr.dk/wordpress/wp-content/uploads/Immunhistokemi_historie_DEC21_GB-Version_opslag.pdf) 2017.

### DSCH - coming meetings for 2017

Epigenetic changes in Cancer - 25 Jan 2017 (<http://dschr.dk/wordpress/wp-content/uploads/Epigenetic-changes-in-Cancer-25-jan-2017.pdf>)

Lung tumours and new immunotherapy treatments - April/May 2017

General Assembly - 6. April 2017

Brain tumours - Autumn 2017

## ITALIAN SOCIETY FOR HISTOCHEMISTRY

[www.istochimica.it](http://www.istochimica.it)

In the year 2016, two meetings have been organized by the Italian Society for Histochemistry.



The symposium “**Nuclear structure and dynamics, through the microscopes**” was held in Pavia on July 7-8, jointly organized with the Italian Society of Microscopical Sciences (SISM): the lectures were focused on the functional organization of the cell nucleus in different natural and experimental models, with special emphasis on the most recent histochemical approaches at light and electron microscopy. The proceedings of this symposium have been published in the open-access Journal, *Microscopie* (<http://www.pagepressjournals.org/index.php/microscopie/article/view/6311>)

The workshop “**Small is beautiful: nanovectors for biomedical research and therapy**”, was held in Milan on November 10, jointly organized with the Istituto Lomardo Accademia di Scienze e Lettere. The e-book containing the workshop articles will soon be available at the web site <http://www.ilasl.org/index.php/Incontri/search/titles>.

The Society also organized a workshop on “**Correlative and super-resolution microscopy**” (Pavia, February 4) in collaboration with Nikon and Jeol companies, and a theoretical and practical course for the PhD programs of Veterinary and Animal Science (University of Milan) on “**Digital imaging and image integrity in scientific publications**” (Milan, May 9-13, 2016).

The 62<sup>nd</sup> Congress of the Italian Society of Histochemistry will be held in Messina (Sicily), in September 2017.

The information on this meeting and other Society’s activities for the year 2017 will be available at the webpage <http://www.istochimica.it>

**JAPAN SOCIETY OF HISTOCHEMISTRY AND CYTOCHEMISTRY**

[www.jshc.nacos.com](http://www.jshc.nacos.com)

- **The 41<sup>st</sup> Technical Seminar** of the Japan Society of Histochemistry and Cytochemistry was held in Sendai, Miyagi on August 3–5, 2016.
- **The 57<sup>th</sup> Annual Meeting** of the Japan Society of Histochemistry and Cytochemistry was held in Mitaka, Tokyo on September 3–4, 2016.

■ **2016 Award Recipients:**

- **Young Investigator Award:**

**Kazuya Shiogama** (Department of Pathology, Fujita Health University School of Medicine)

- **Acta Histochemica et Cytochemica (AHC) Awards:**

**Yuki Fukasawa:** Immunohistochemical and Morphofunctional Studies of Skeletal Muscle Tissues with Electric Nerve Stimulation by *In Vivo* Cryotechnique, Vol. 48 (2015) No. 2 p. 27-36.  
<http://doi.org/10.1267/ahc.14068>  
Department of Anatomy and Molecular Histology,  
Interdisciplinary Graduate School of Medicine and Engineering,  
University of Yamanashi.

**Shuichi Tobinaga:** Keratinocyte Growth Factor Gene Electroporation into Skeletal Muscle as a Novel Gene Therapeutic Approach for Elastase-Induced Pulmonary Emphysema in Mice. Vol. 48 (2015) No. 3 p. 83-94. <http://doi.org/10.1267/ahc.15004>  
Division of Surgical Oncology, Department of Translational Medical Sciences, Nagasaki University Graduate School of Biomedical Sciences.

**Satoshi Yonezawa** Loss of  $\gamma$ -tubulin, GCP-WD/NEDD1 and CDK5RAP2 from the Centrosome of Neurons in Developing Mouse Cerebral and Cerebellar Cortex. Vol. 48 (2015) No. 5 p. 145-152.  
<http://doi.org/10.1267/ahc.15023>  
Department of Materials and Life Sciences, Faculty of Science and Technology, Sophia University.

\* Authors affiliations are their institutions at the time of publication.

■2017 events:

- The 42<sup>nd</sup> Technical Seminar of the Japan Society of Histochemistry and Cytochemistry will be held in Maebashi, Gunma on August 2 – 4, 2017.
- The 58<sup>th</sup> Annual Meeting of the Japan Society of Histochemistry and Cytochemistry will be held in Toon, Ehime on September 23 – 24, 2017.
- The 12th China-Japan Joint Seminar Histochemistry and Cytochemistry will be held in China.



**POLISH HISTOCHEMICAL AND CYTOCHEMICAL SOCIETY**

[www.histochemia.org](http://www.histochemia.org)

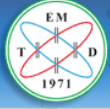
**The 50<sup>th</sup> Jubilee Symposium of the Polish Society** was organized this year by colleagues from the Medical University of Wrocław, in Wojanów Palace, from 5 to 8 September 2016. Our meeting was entitled: **‘From past to the present...’**. The keynote lecture **‘Our Founders - biographies and memories of members of the Founding Committee of the Polish Society for Histochemistry and Cytochemistry’** was presented by Professor Hieronim Bartel (Medical University of Lodz).

Almost 200 scientists participated in the Symposium, which was subdivided into 8 plenary sessions including ‘Session of young Scientists’ and 2 poster sessions with 76 posters. Apart from the high scientific level, the Symposium was also a social success thanks to the efforts of the local organizers (Professor Piotr Dziegiel with his team). The abstracts of the Symposium have been printed and were available at the website of our society.

Every year during the Symposium an annual meeting of the Polish Society’s is being organized. During this meeting President of the Society, Professor Piotr Dziegiel presented issues related to society development directions, existing and planned collaborations and scientific conferences calendar were discussed. Lot of attention has also been devoted to the editorial policy of the Society’s journal – FHC. Professor Zbigniew Kmiec received the special diploma in Latin announcing him a honorary member of the Polish Society. The General Assembly of the Society elected a new Board. For the next 3 years it will be led by experienced histochemists from the University of Warmia and Mazury (Olsztyn, Poland): Professor Mariusz Majewski, the President, Professor Agnieszka Bossowska, the Secretary and Dr. Krystyna Bogus-Nowakowska, the Treasurer. Two Vice-Presidents were also elected: Professors Piotr Dziegiel (Wroclaw) and Michal Zmijewski (Gdansk). Currently, the Polish Society has 370 Members (including 39 Honorary and Emeritus Members) organized in 12 local branches in country’s leading academic centers. The main way of activity of the local branches is to organize short scientific meetings with invited speakers form inland and abroad.

## NEWSLETTER JANUARY 2017

In the year 2017 the Polish Cytochemical and Histochemical Society will held its 51<sup>st</sup> Symposium entitled “Tissues, Cells, Genes” from 12 to 15 September 2015 in Warsaw (Poland). We cordially invite you to participate in our Symposium. Further information will be given on website <http://pthc2017.kongresy.com.pl/>.



TÜRK ELEKTRON MİKROSKOPİ DERNEĞİ  
TURKISH SOCIETY FOR ELECTRON MICROSCOPY

## TURKISH SOCIETY FOR ELECTRON MICROSCOPY

[www.temd.org](http://www.temd.org)

In 2016, periodic scientific meetings (with international participations) of the Turkish Electron Microscopy Society have been organized in 7 different microscopy centers of Turkey .

Turkish Society for Electron Microscopy is one of the ‘Organizer Societies’ of ‘13th Multinational Congress on Microscopy ‘ which will be held during 24-29 September, 2016 in Rovinj, Croatia ([www.mcm2017.irb.hr](http://www.mcm2017.irb.hr)).

Preparations for ICHC 2017 Antalya is going on and a booth to promote the congress has been booked in EMC 2016 Lyon Congress.

Next ‘16<sup>th</sup> National Congress of Electron Microscopy (with international participation) will be organized in May 19-21, 2017, Antalya Turkey ([www.emk2017.com](http://www.emk2017.com)).



ICHC 2017 Booth in EMC 2016 LYON,  
France



Seminar given by Dr. John Couchman and Dr. Hinke  
Multhaupt in Acibadem Un. Faculty of Medicine,  
Istanbul (June, 20, 2016)

In 2017 Turkish Society for Electron Microscopy is the hosting Society for '15TH INTERNATIONAL CONGRESS OF HISTOCHEMISTRY AND CYTOCHEMISTRY- ICHC 2017', Antalya, May 18-21, 2017.

The Congress Organizing Committee is very enthusiastic to welcome all IFSHC members in ICHC 2017 with an excellent scientific programme.

The poster features three logos at the top: the Antalya ICHC 2017 logo (an orange with a green leaf), the IFSHC logo (a stylized red and blue circular emblem), and the EM 1971 logo (a circular emblem with 'EM' at the top, 'T' and 'D' on the sides, and '1971' at the bottom). The main title is '15<sup>th</sup> International Congress of Histochemistry and Cytochemistry' in large blue font, with the subtitle 'From Molecules to Diseases' in orange. Below the title, the text 'ICHC 2017' is in large orange font, followed by 'Kervansaray Hotel, ANTALYA' and 'May 18 - 21, 2017' in blue. A collage of circular images shows a minaret, a beach, ancient ruins, a waterfall, an orange, and fluorescently labeled cells. The word 'Turkey' is written in blue at the bottom, with the website 'www.ichc2017.com' below it.

## THE EVENTS TO BE ORGANIZED BY THE IFSHC MEMBER SOCIETIES IN 2017

**The Histochemical Society** will be present at HCS/EB2017 Annual Meeting in Chicago, IL, USA, April 22 - April 26th, 2017. The HS will host the session titled *Imaging signaling in vivo -- from cell biology to animal models* featuring Kurt Anderson, Roberto Weigert, and Irina Larina. JHC Lecturer Jin Zhang will be speaking on *Illuminating Biochemical Activity Architecture of the Cell*. A new workshop hosted by the American Association of Anatomists (AAA) on *Reproducibility in Experimental and Preclinical Research* will be organized with featured speakers Charles Frevert, Denis Baskin, Yvonne Reid, and Stephen Hewitt. See the full programme at <http://histochemicalsociety.org/Meetings-and-Courses/Histochemistry-2017/Program.aspx>.

**Czech Society for Histo- and Cytochemistry** organizes symposium **Morphology 2017** that includes **54th Lojda Symposium in Histochemistry** will be held from 10 to 12 September 2017 in Pilsen, Czech Republic. Detailed information is available on website <http://www.morphology2017.cz/>.

**The Japan Society of Histochemistry and Cytochemistry** will held the **42<sup>nd</sup> Technical Seminar** of the JSHC in Maebashi, Gunma on August 2 – 4, 2017.

**The 58<sup>th</sup> Annual Meeting** of the Japan Society of Histochemistry and Cytochemistry will be held in Toon, Ehime on September 23 – 24, 2017.

**Italian Society of Histochemistry** will organize its **62<sup>nd</sup> Congress** in Messina (Sicily), in September 2017. The information on this meeting and other Society's activities for the year 2017 will be available at the webpage <http://www.istochimica.it>

**Polish Cytochemical and Histochemical Society** will held its 51<sup>st</sup> Symposium entitled "Tissues, Cells, Genes" from 12 to 15 September 2017 in Warsaw (Poland). We cordially invite you to participate in our Symposium. Further information will be given on website <http://pthc2017.kongresy.com.pl/>.




**The Royal Microscopical Society** will held its flagship event, **mMicroscience Microscopy Congress**, in Manchester, UK from 3 – 6 July 2017. Moreover, the second EM-UK (Electron Microscopy network) will have its second Meeting on 13 January 2017.

**Turkish Society for Electron Microscopy** is the hosting Society for the **15<sup>TH</sup> INTERNATIONAL CONGRESS OF HISTOCHEMISTRY AND CYTOCHEMISTRY: "ICHC 2017"**, Antalya, May 18-21, 2017. [www.ichc2017.com](http://www.ichc2017.com),

# ICHC 2017

15<sup>th</sup> International Congress of Histochemistry and Cytochemistry

May 18-21, 2017  
Antalya, Turkey



# HAPPY NEW YEAR

# 2017



[www.ichc2017.com](http://www.ichc2017.com)